

Scaled data based on original data using  
LM-79-08 Approved Method: Electrical and Photometric Measurements of Solid-  
State Lighting Products

Test Report Prepared for  
Cooper Lighting Solutions  
(formerly Eaton)

Brand: McGRAW-EDISON

Report Number: P200106

Luminaire Tested: **GWC-AF-02-LED-E1-RW-1200**

Issue Date: 3/3/2020

**Test Information**

Test Method: LM-79-08  
Report Number: P200106  
TEST IS SCALED FROM IESNA LM-79-08 TEST DATA (P24166)  
Test Lab: INNOVATION CENTER P2  
Issue Date: 3/3/2020  
Manufacturer: COOPER LIGHTING SOLUTIONS (FORMERLY EATON)  
Product Line: MCGRAW-EDISON  
Catalog Number: GWC-AF-02-LED-E1-RW-1200  
Description: GALLEON WALL LUMINAIRE  
(2) 70 CRI, 4000K, 1200mA LIGHTSQUARES WITH 16 LEDS EACH AND RECTANGULAR WIDE OPTICS  
Light Source: -  
Ballast/Driver: ELECTRONIC DRIVER

**Summary**

Lumens per Lamp: N/A  
Luminaire Lumens: 14249.7 lumens  
Efficiency: N/A  
Efficacy: 110.5 lumens/watt  
Luminous Opening: Rectangular (W 1' x L: 0.5' x H: 0')  
IES Classification: Type II - Medium - Full Cutoff  
BUG Rating: B3 - U0 - G3

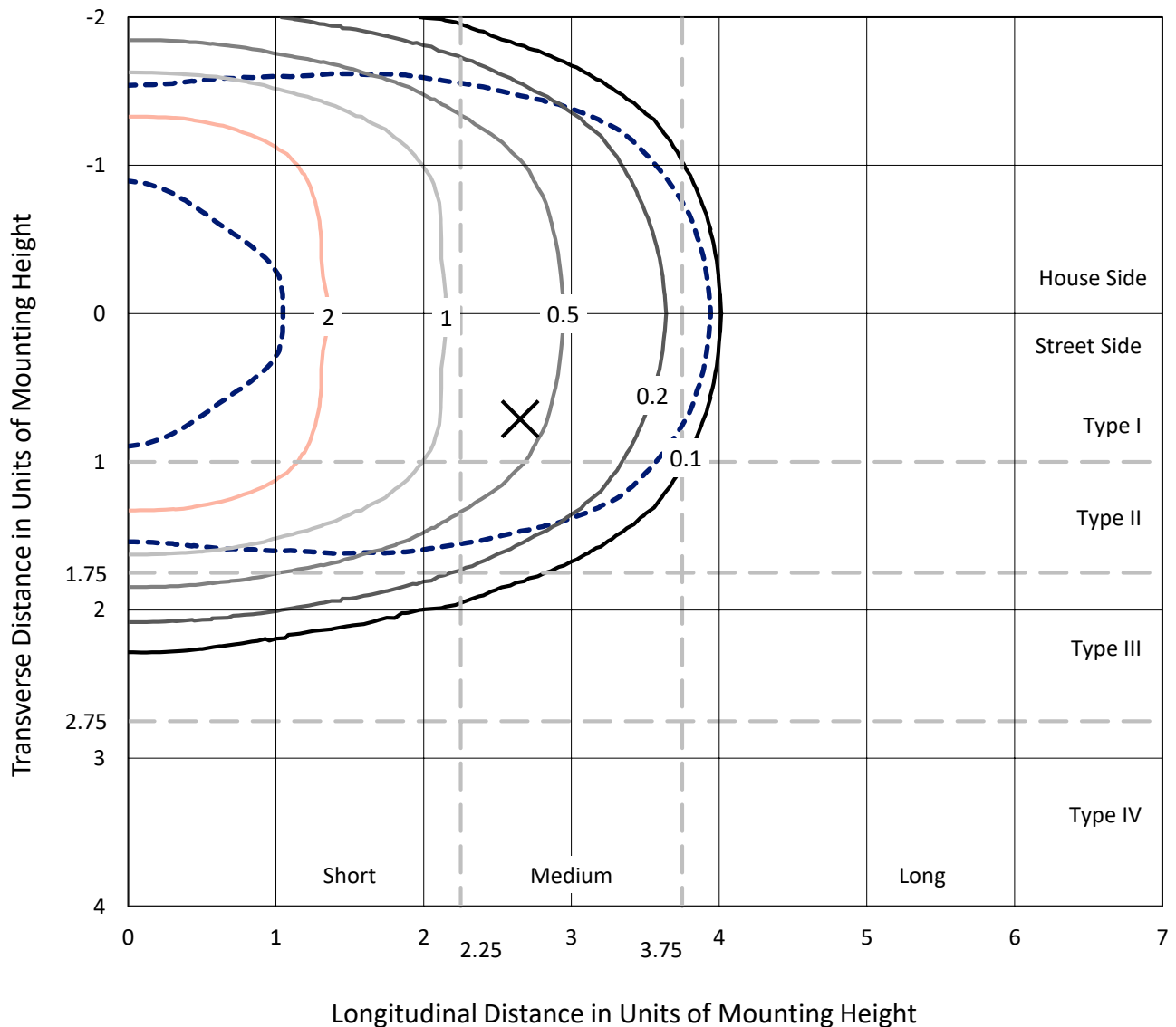
Input Watts (W): 129  
Input Voltage (V): NR  
Input Current (Ain): NR  
Voltage Rise (V): NR  
Power Factor: NR  
Total Harmonic Distortion (THDi): NR  
Frequency (hertz): 60  
Stabilization Time: NR  
Operation Time: NR  
Ambient Temperature (°C): NR  
Test Distance: 25 FT



REPORT NUMBER: P200106  
 CATALOG NUMBER: GWC-AF-02-LED-E1-RW-1200

### Iso-Footcandle Lines of Horizontal Illumination

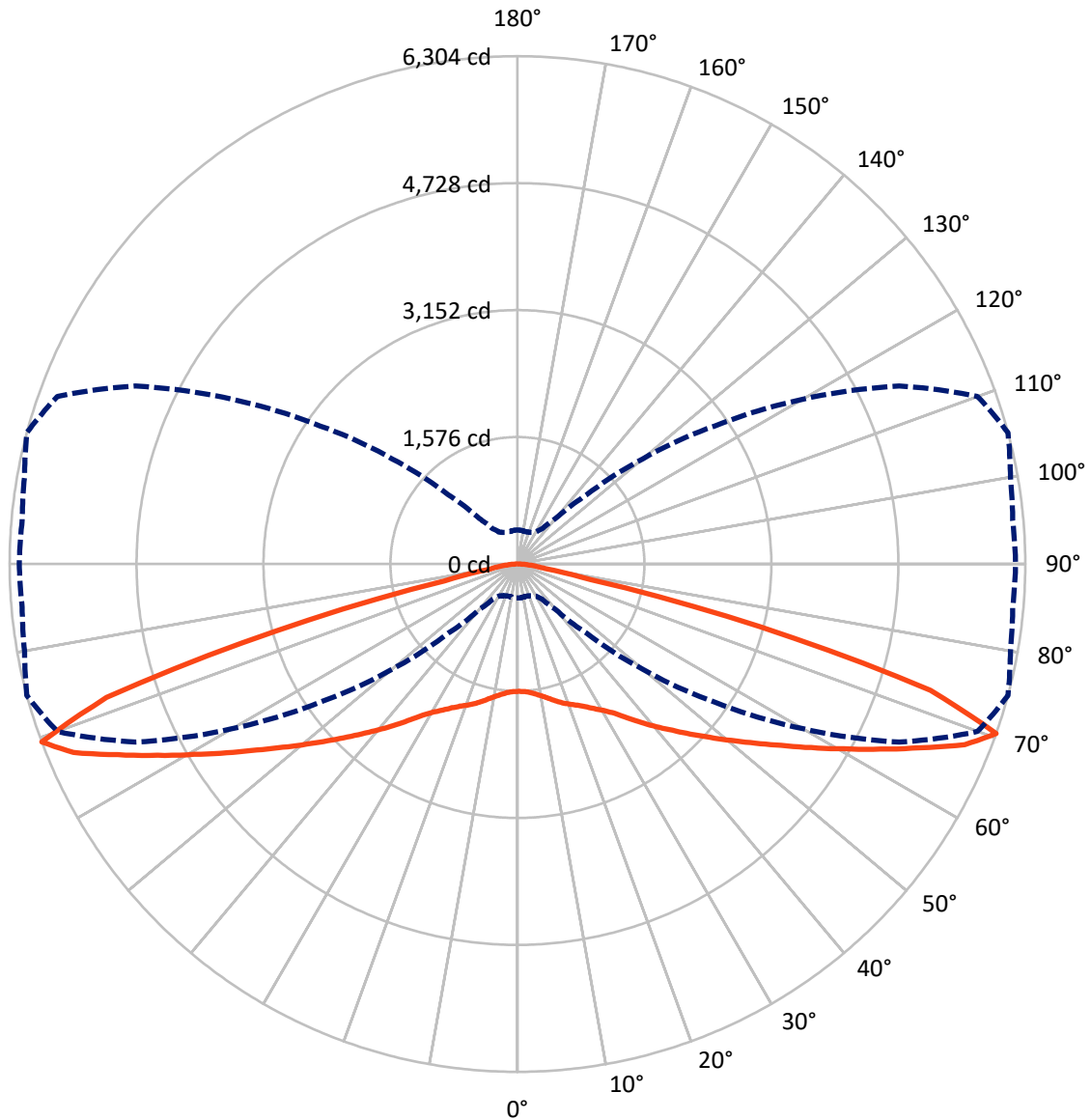
× Max cd  
 - - - 1/2 Max cd



Based on 20 foot mounting height. Maximum calculated value = 4 fc  
 Type II - Medium - Full Cutoff

REPORT NUMBER: P200106  
CATALOG NUMBER: GWC-AF-02-LED-E1-RW-1200

### Luminous Intensity Polar Plot



— Vertical Plane Through 75-Deg Lateral      - - - Horizontal Cone Through 70-Deg Vertical

REPORT NUMBER: P200106  
 CATALOG NUMBER: GWC-AF-02-LED-E1-RW-1200

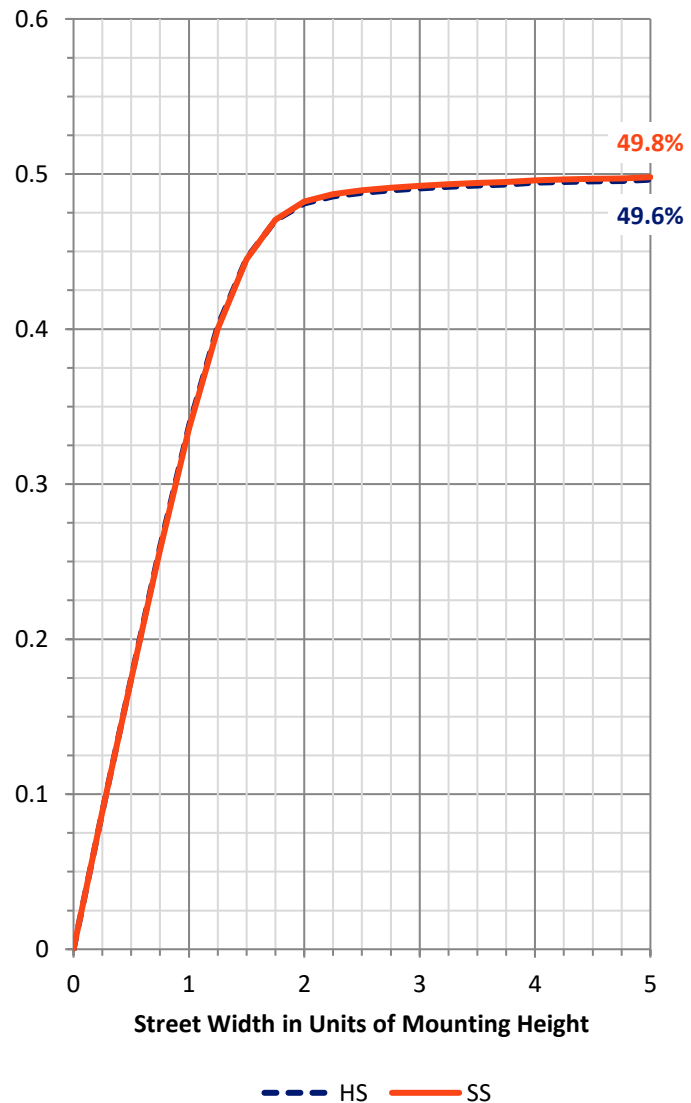
**FLUX DISTRIBUTION:**

		Downward	Upward	Total
<b>House Side</b>	Lumens	7124.9	0.0	7124.9
	% Fixture	50.0	0.0	50.0
<b>Street Side</b>	Lumens	7124.9	0.0	7124.9
	% Fixture	50.0	0.0	50.0
<b>Total</b>	Lumens	14249.7	0.0	14249.7
	% Fixture	100.0	0.0	100.0

**Coefficient of Utilization**

**ZONAL LUMENS:**

Zone	Lumens	% Fixture
0°-10°	151.6	1.1
10°-20°	471.0	3.3
20°-30°	886.5	6.2
30°-40°	1569.9	11.0
40°-50°	2625.4	18.4
50°-60°	3658.5	25.7
60°-70°	3392.6	23.8
70°-80°	1352.1	9.5
80°-90°	142.1	1.0
90°-100°	0.0	0.0
100°-110°	0.0	0.0
110°-120°	0.0	0.0
120°-130°	0.0	0.0
130°-140°	0.0	0.0
140°-150°	0.0	0.0
150°-160°	0.0	0.0
160°-170°	0.0	0.0
170°-180°	0.0	0.0
0°-90°	14249.7	100.0
0°-180°	14249.7	100.0



REPORT NUMBER: P200106

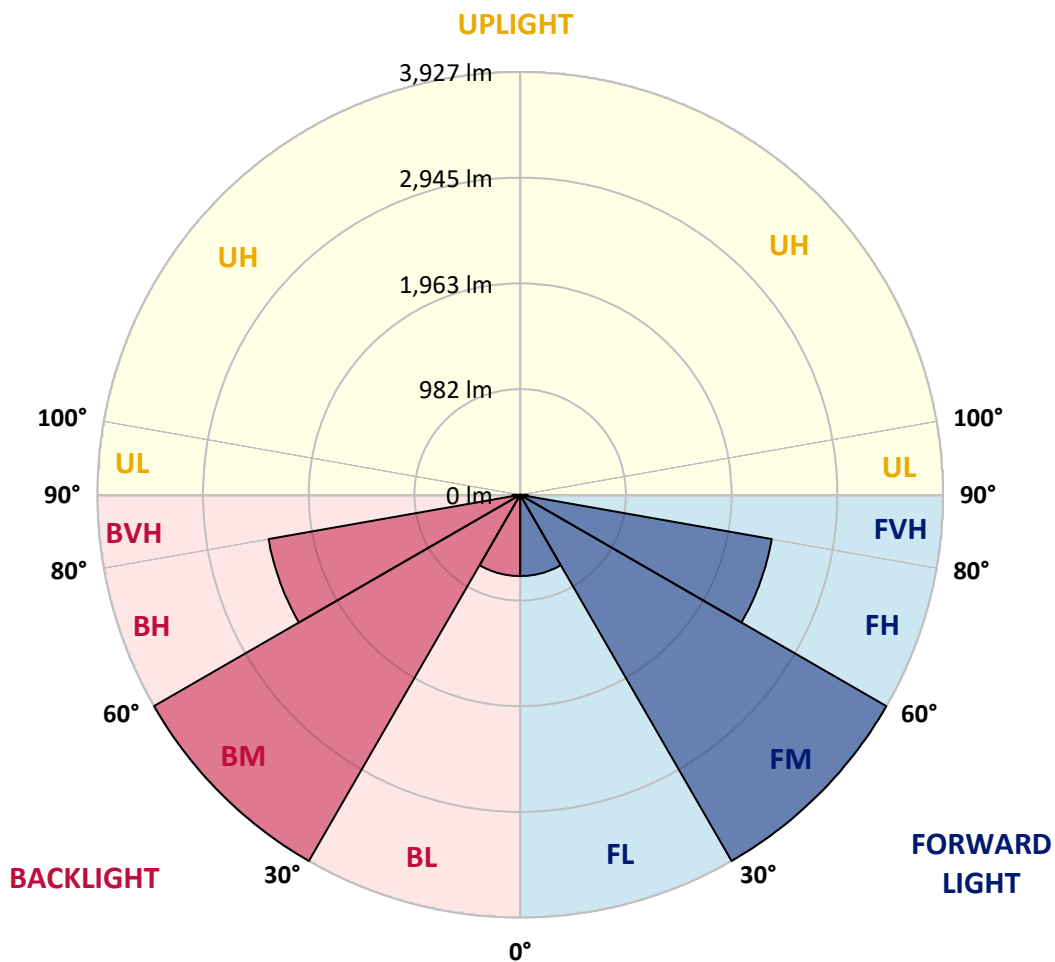
CATALOG NUMBER: GWC-AF-02-LED-E1-RW-1200

**LUMINAIRE CLASSIFICATION SYSTEM LUMEN TABLE AND BUG RATING:**

Zone		Lumens	% Fixture	Zone Rating/Lumen Limit		
				B	U	G
FL	(0°-30°)	754.6	5.3			
FM	(30°-60°)	3926.9	27.6			
FH	(60°-80°)	2372.4	16.6			G2/5000
FVH	(80°-90°)	71.1	0.5			G1/100
BL	(0°-30°)	754.6	5.3	B2/1000		
BM	(30°-60°)	3926.9	27.6	B3/5000		
BH	(60°-80°)	2372.4	16.6	B3/2500		G3/2500
BVH	(80°-90°)	71.1	0.5			G1/100
UL	(90°-100°)	0.0	0.0		U0/0	
UH	(100°-180°)	0.0	0.0		U0/0	

**BUG Rating: B3-U0-G3**

Type II Medium





REPORT NUMBER: P200106  
 CATALOG NUMBER: GWC-AF-02-LED-E1-RW-1200

**CANDELA DISTRIBUTION (FULL):**

	0°	5°	10°	15°	20°	25°	30°	35°	40°	45°	50°
0°	1580.7	1580.7	1580.7	1580.7	1580.7	1580.7	1580.7	1580.7	1580.7	1580.7	1580.7
2.5°	1577.9	1576.6	1577.9	1577.3	1578.6	1578.6	1579.9	1582.6	1582.6	1584.7	1584.0
5°	1562.5	1561.7	1563.8	1565.8	1567.9	1571.9	1576.0	1582.0	1586.7	1590.1	1593.5
7.5°	1532.2	1532.2	1534.8	1539.5	1544.2	1553.0	1562.5	1574.5	1586.7	1596.8	1605.5
10°	1507.2	1508.5	1511.9	1520.0	1528.1	1541.6	1554.4	1571.9	1588.7	1605.5	1619.0
12.5°	1492.4	1494.4	1500.5	1512.6	1526.0	1544.2	1563.8	1586.0	1604.9	1625.1	1638.6
15°	1497.1	1498.4	1507.2	1522.0	1539.5	1562.5	1588.7	1614.9	1637.2	1658.7	1676.9
17.5°	1523.4	1525.4	1535.6	1552.3	1570.5	1597.4	1625.8	1655.3	1683.0	1707.2	1729.5
20°	1570.5	1572.6	1585.4	1603.5	1625.1	1652.7	1681.0	1711.9	1742.9	1768.5	1793.4
22.5°	1637.2	1640.6	1652.7	1670.9	1695.1	1724.7	1758.5	1791.4	1821.1	1844.6	1866.9
25°	1724.7	1732.2	1743.6	1763.8	1789.4	1816.4	1852.7	1886.4	1914.7	1936.9	1953.0
27.5°	1848.7	1858.8	1867.5	1887.0	1912.0	1937.6	1973.9	2003.6	2030.5	2052.0	2064.2
30°	2013.0	2023.1	2031.9	2050.7	2073.6	2097.9	2132.2	2158.4	2175.3	2192.1	2191.5
32.5°	2212.3	2223.1	2226.5	2246.7	2270.2	2296.5	2327.5	2342.4	2355.8	2357.8	2345.7
35°	2435.2	2440.7	2454.1	2481.1	2508.0	2529.6	2559.2	2566.6	2566.6	2556.5	2529.6
37.5°	2679.7	2683.1	2701.9	2732.3	2759.8	2782.1	2802.3	2817.1	2809.7	2788.2	2743.0
40°	2947.7	2953.8	2980.8	3007.7	3038.7	3059.5	3081.1	3083.8	3076.4	3044.7	2983.4
42.5°	3203.7	3209.1	3236.0	3278.5	3318.9	3347.8	3368.0	3372.1	3348.4	3319.5	3243.4
45°	3423.9	3438.0	3473.0	3522.9	3581.5	3622.6	3650.2	3661.7	3640.8	3603.0	3514.9
47.5°	3598.3	3612.4	3662.3	3721.6	3794.3	3861.0	3906.8	3931.0	3925.7	3897.3	3801.1
50°	3726.3	3739.8	3793.6	3866.3	3951.2	4034.1	4112.2	4170.1	4190.3	4177.5	4089.2
52.5°	3741.1	3763.3	3826.7	3924.2	4034.7	4147.9	4259.0	4357.4	4424.0	4434.1	4368.8
55°	3534.4	3556.6	3644.2	3788.9	3953.2	4137.7	4315.5	4481.2	4612.6	4679.9	4645.5
57.5°	3046.8	3086.4	3178.7	3348.4	3590.3	3866.3	4149.9	4444.2	4711.6	4890.0	4924.4
60°	2334.9	2382.0	2475.0	2655.5	2924.8	3254.2	3632.7	4067.8	4539.9	4941.3	5180.9
62.5°	1497.8	1542.2	1639.9	1796.8	2016.3	2373.2	2779.4	3295.9	3930.4	4564.1	5135.2
65°	769.8	794.0	845.2	940.2	1111.2	1377.9	1742.3	2257.4	2982.8	3764.7	4590.4
67.5°	487.5	492.3	503.8	517.2	561.0	653.3	823.0	1144.2	1741.0	2556.5	3522.9
70°	421.6	421.6	416.2	414.2	419.6	432.4	458.6	533.4	734.8	1213.6	2031.9
72.5°	385.9	381.9	372.5	365.0	363.7	363.7	369.1	380.5	412.9	494.3	795.3
75°	355.6	344.1	331.3	322.6	319.3	315.9	315.2	317.2	324.0	336.8	379.8
77.5°	318.5	303.7	288.9	280.2	276.1	271.4	267.4	262.7	259.3	263.3	282.2
80°	274.2	257.3	245.8	240.4	236.4	229.7	220.9	212.8	205.4	204.1	215.5
82.5°	220.9	201.3	202.0	204.1	196.6	187.2	177.8	169.0	156.2	149.6	156.2
85°	178.5	168.4	163.7	176.5	165.7	151.5	136.7	121.2	101.1	84.9	92.3
87.5°	69.4	69.4	103.7	159.6	143.4	117.2	100.4	85.5	53.2	41.1	41.7
90°	0.0	0.0	0.0	0.0	0.0	0.0	0.0	0.0	0.0	0.0	0.0



REPORT NUMBER: P200106

CATALOG NUMBER: GWC-AF-02-LED-E1-RW-1200

**CANDELA DISTRIBUTION (continued):**

	55°	60°	65°	70°	75°	80°	85°	90°
0°	1580.7	1580.7	1580.7	1580.7	1580.7	1580.7	1580.7	1580.7
2.5°	1583.3	1584.7	1584.0	1583.3	1583.3	1582.6	1583.3	1583.3
5°	1595.4	1598.8	1598.8	1600.2	1600.2	1600.8	1601.5	1600.8
7.5°	1613.6	1619.6	1623.7	1628.4	1629.2	1629.8	1631.1	1629.8
10°	1631.8	1643.9	1652.7	1661.5	1665.5	1666.8	1668.1	1668.1
12.5°	1654.7	1671.5	1687.1	1702.5	1710.0	1714.0	1714.0	1716.6
15°	1692.4	1709.2	1727.5	1748.3	1761.1	1767.9	1769.9	1769.9
17.5°	1745.7	1760.4	1775.9	1796.1	1812.3	1821.1	1823.1	1822.4
20°	1807.6	1821.8	1830.5	1843.3	1857.4	1867.5	1870.3	1870.3
22.5°	1878.3	1886.4	1887.8	1891.7	1903.2	1916.7	1922.7	1924.1
25°	1956.4	1958.4	1953.0	1953.0	1960.5	1973.3	1979.3	1980.0
27.5°	2057.5	2047.3	2033.8	2029.1	2033.8	2048.7	2056.1	2058.8
30°	2183.4	2159.1	2128.1	2111.3	2108.6	2128.1	2141.6	2143.6
32.5°	2327.5	2292.4	2251.4	2217.0	2208.2	2220.4	2236.6	2235.9
35°	2498.6	2456.8	2407.0	2363.2	2343.0	2355.1	2378.1	2380.7
37.5°	2695.9	2641.4	2584.1	2528.8	2497.2	2500.6	2524.8	2532.9
40°	2916.1	2845.4	2773.3	2699.3	2654.1	2645.4	2675.0	2679.7
42.5°	3151.8	3060.9	2970.0	2878.4	2820.5	2807.0	2841.3	2839.3
45°	3403.1	3287.2	3180.8	3079.8	3011.1	2990.9	3019.1	3019.1
47.5°	3673.1	3530.3	3403.7	3289.2	3214.4	3185.5	3212.5	3214.4
50°	3959.3	3807.7	3658.9	3531.6	3442.1	3405.0	3440.1	3445.4
52.5°	4244.2	4096.7	3946.5	3801.1	3692.6	3647.5	3687.9	3705.4
55°	4533.1	4388.3	4244.8	4102.7	3974.2	3920.9	3964.0	3986.2
57.5°	4838.1	4704.1	4567.5	4424.0	4300.1	4217.2	4263.0	4292.7
60°	5195.8	5081.3	4939.2	4781.0	4655.7	4571.5	4597.8	4624.0
62.5°	5478.6	5523.1	5402.5	5219.4	5058.4	4950.7	4976.2	5003.9
65°	5342.0	5797.9	5905.0	5719.7	5496.8	5329.2	5318.3	5332.5
67.5°	4465.1	5350.6	5996.5	6173.0	5986.4	5753.4	5710.3	5731.2
70°	2986.8	4090.0	5229.4	6078.1	6303.6	6213.4	6171.0	6183.7
72.5°	1434.5	2382.0	3547.8	4675.9	5362.8	5678.0	5779.1	5828.2
75°	524.7	945.5	1710.0	2576.7	3110.7	3601.0	3920.9	4051.6
77.5°	316.5	381.9	546.2	822.4	931.4	1042.5	999.4	1021.0
80°	234.4	264.6	299.7	336.8	348.8	348.8	335.4	324.6
82.5°	164.3	183.8	200.7	220.9	226.3	216.1	177.8	141.5
85°	105.8	114.5	121.9	134.7	131.3	125.3	84.2	74.8
87.5°	48.5	55.2	57.9	63.9	61.3	58.6	41.7	35.0
90°	0.0	0.0	0.0	0.0	0.0	0.0	0.0	0.0

(END OF REPORT)